


# ENCHUFE CARA PLANA CPR

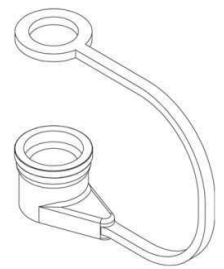
## ENCHUFE HEMBRA CARA PLANA ROSCA BSP\*

CÓDIGO	ROSCA	DN	BAR
BGIRPFFP04	1/4"	7	500
BGIRPFFP06	3/8"	9	350
BGIRPFFP08	1/2"	9	350
BGIRPFFP08G	1/2"	13	330
BGIRPFFP12	3/4"	13	330
BGIRPFFP12G	3/4"	15	330
BGIRPFFP16	1"	17	330
BGIRPFFP20	1 1/4"	21	300
BGIRPFFP24	1 1/2"	30	280
BGIRPFFP32	2"	45	250



## TAPA ENCHUFE HEMBRA CARA PLANA

CÓDIGO	DN	COLOR
BGITFFP04R	7	ROJO
BGITFFP06R	9	ROJO
BGITFFP08R	9	ROJO
BGITFFP08RG	13	ROJO
BGITFFP12R	13	ROJO
BGITFFP12RG	15	ROJO
BGITFFP16R	17	ROJO
BGITFFP20R	21	ROJO
BGITFFP24R	30	ROJO
BGITFFP32R	45	ROJO



Equivalencia: Faster 2FFI - Aeroquip FD89 - Parker FEM - SnapTite 74

## ENCHUFE MACHO CARA PLANA ROSCA BSP\*

CÓDIGO	ROSCA	DN	BAR
BGIRPMFP04	1/4"	7	500
BGIRPMFP06	3/8"	9	350
BGIRPMFP08	1/2"	9	350
BGIRPMFP08G	1/2"	13	330
BGIRPMFP12	3/4"	13	330
BGIRPMFP12G	3/4"	15	330
BGIRPMFP16	1"	17	330
BGIRPMFP20	1 1/4"	21	300
BGIRPMFP24	1 1/2"	30	280
BGIRPMFP32	2"	45	250



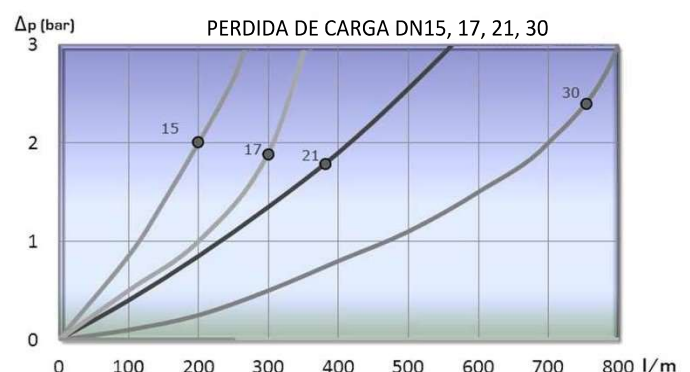
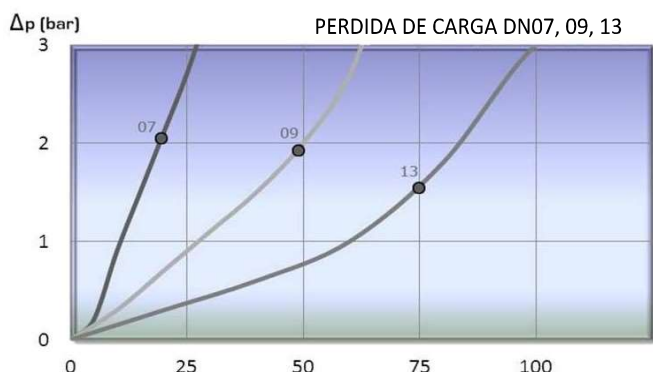
## TAPA PARA MACHO CARA PLANA

CÓDIGO	DN	COLOR
BGITMFP04R	7	ROJO
BGITMFP06R	9	ROJO
BGITMFP08R	9	ROJO
BGITMFP08RG	13	ROJO
BGITMFP12R	13	ROJO
BGITMFP12RG	15	ROJO
BGITMFP16R	17	ROJO
BGITMFP20R	21	ROJO
BGITMFP24R	30	ROJO
BGITMFP32R	45	ROJO

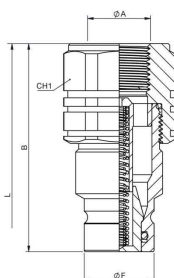


Equivalencia: Faster ANV - Aeroquip FD56 - Parker 6600 - SnapTite61 Sectores: Agrícola - Industrial - Obra Pública - Automoción

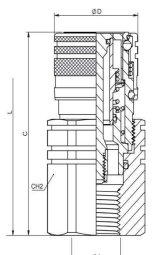
\*CONSULTAR POSIBILIDAD OTRAS ROSCAS Y MATERIALES LATÓN /INOX



MACHO	DN	CH1	B	ØF	L	A
BGIRPMFP04	07	22	52,5	16,20	85,50	1/4"
BGIRPMFP06	09	30	60,50	19,80	116,50	3/8"
BGIRPMFP08	09	30	60,50	19,80	116,50	1/2"
BGIRPMFP08G	13	36	73	24,50	134,50	1/2"
BGIRPMFP12	13	36	73	24,50	134,50	3/4"
BGIRPMFP12G	15	36	73	27	132	3/4"
BGIRPMFP16	17	41	86	30	154	1"
BGIRPMFP20	21	55	90	36	173	1 1/4"
BGIRPMFP24	30	65	111	57	215	1 1/2"
BGIRPMFP32	45	75	124	73	260	2"



HEMBRA	DN	CH2	C	ØD	L	A
BGIRPFFP04	07	27	59	28	85,50	1/4"
BGIRPFFP06	09	30	73,50	32	116,50	3/8"
BGIRPFFP08	09	30	73,50	32	116,50	1/2"1
BGIRPFFP08G	13	41	83,50	38	134,50	2"
BGIRPFFP12	13	41	83,50	38	134,50	3/4"
BGIRPFFP12G	15	41	86	42	132	3/4"
BGIRPFFP16	17	46	97,50	48	154	1"
BGIRPFFP20	21	55	106	55	173	1 1/4"
BGIRPFFP24	30	65	132,50	80	215	1 1/2"
BGIRPFFP32	45	80	175	100	260	2"



L = MEDIDA DEL LARGO CON LOS DOS ELEMENTOS CONECTADOS